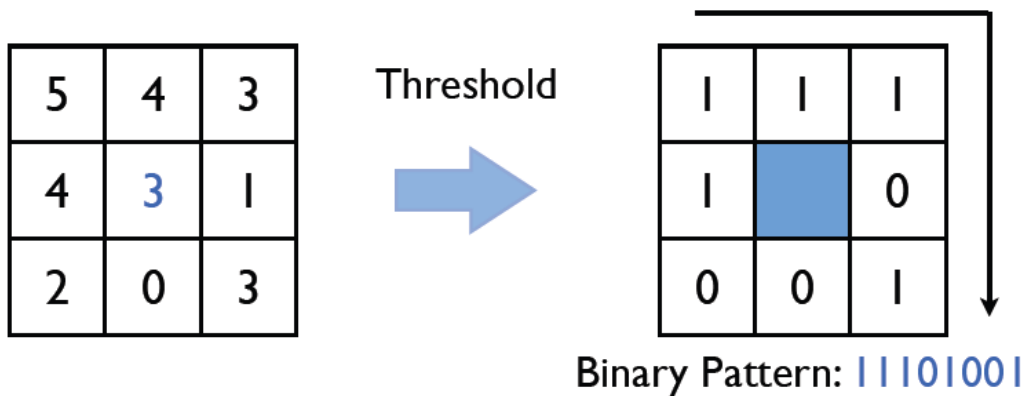


Exercise Sheet 8

Docente: Miguel Tavares Coimbra

- 1. Texture descriptors – Local Binary Patterns.** Create a 256 coefficient descriptor that consists of a histogram of texture binary patterns for each pixel.
- Idea: Compare the *intensity* value of a pixel with its 8 neighbors.
 - Start on the upper left corner.
 - The result of the comparison is 1 if the value of the neighbor is larger or equal to the pixel value. Otherwise the result is 0.
 - Combine all the results into a single byte (using *bit-shifting*), thus creating a *binary pattern* for each pixel.
 - Create the histogram of the occurrences of each *binary pattern* for the whole image.



2. **Texture Descriptors – Local Edge Histograms.** Create an 80 coefficient descriptor that consists of a histogram of edge patterns for 16 sub-regions of the image.

- Divide the image into 16 regions (4x4) with the same number of pixels.
- For each region, apply 5 edge detectors using the digital filters represented in Figure 3.
- The filter with the strongest response is the result for each pixel. If this response is weaker than a pre-defined threshold (ex: 11), the result for this pixel should be 'no edge' (hence, not accounted for in the histogram).
- Create an edge histogram for each block, in which you count the occurrences of pixels with: vertical edge, horizontal edge, 45 degree edge, 135 degree edge, non-directional edge.
- Concatenate the 16 histograms into a single 80 coefficient vector.

Note: For more details read the support file: "VC_1415_P8_LEH.pdf"

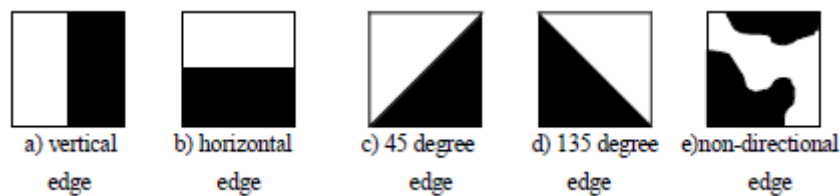


Figure 2 – Five types of edges

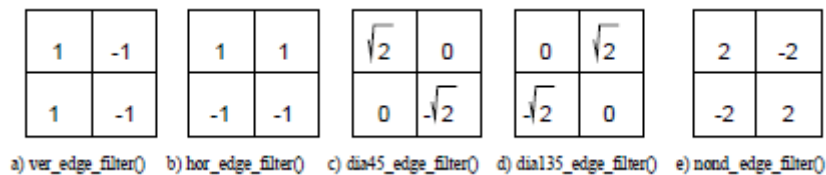


Figure 3 – 2x2 filter masks for detecting edges